



Product data sheets

Advertising measures – INDOOR:

- [BlowUp Column](#)
- [LightPylon](#)
- [Sanitary advertising Toilet](#)
- [Mirror advertising](#)
- [Indoor-Banner](#)
- [Express route ceiling panels](#)
- [FOTOBODEN](#)
- [Stair advertising overview](#)
- [RiggBanner](#)
- [GalerieBanner](#)
- [GigaBanner](#)

Advertising measures – OUTDOOR:

- [Advertising Tower](#)
- [Large Poster](#)
- [Advertising cube](#)
- [Advertising panels on the way to the entrance](#)
- [Multi storey car park banner](#)
- [Large awing](#)
- [Citylight Vitrine at the bus stop](#)
- [Ad panels at the metro bridge](#)
- [Outdoor-Banner](#)

Advertising spaces – INDIVIDUAL:

- [Advertising space Indoor and Outdoor](#)
- [Advertising space Messepark](#)
- [LED Video wall Indoor and Outdoor](#)

On the following pages you will find the product data sheets with all relevant print information for the data installation.

Contact:

Spielwarenmesse eG

Heiko Röschlein

Phone: +49 911 998 13-38

E-Mail: h.roeschlein@spielwarenmesse.de



Advertising measures - INDOOR

The following advertising measures INDOOR are available to you:

- [BlowUp Column](#)
- [LightPylon](#)
- [Sanitary advertising Toilet](#)
- [Mirror advertising](#)
- [Indoor-Banner](#)
- [Express route ceiling panels](#)
- [FOTOBODEN](#)
- [Stair advertising overview](#)
- [RiggBanner](#)
- [GalerieBanner](#)
- [GigaBanner](#)



Special colours:	Transparencies:
Converted in advance to 4c	Please supply only PDF files in which the transparencies are reduced. With PDF files that have not been reduced (saved compatibility via Acrobat 4 PDF 1.3) may result serious errors may occur in the printout.

Information:
Please note: Included coloured pixel images must be saved as CMYK EPS with JPEG compression (maximum quality). Files from PowerPoint, Word or Excel cannot be processed, as this often leads to faulty printing results.

Site map (possible positioning depending on availability):
Please see the specific hall plan of the event as well as the adjoining service areas and passageways



LightPylon	Section: On Site
<p>Product name:</p> <p>LightPylon</p>	<p>Sample picture:</p> 
<p>Artwork until:</p> <p>15th December Express surcharge for late data delivery</p>	<p>Data:</p> <p>Print PDF (as of version X3 and higher); fonts completely integrated or converted into character paths Aspect ratio 1:1 or 1:10</p>
<p>Visible area (W x H):</p> <p>500 mm x 1,993</p>	<p>Untrimmed size (W x H):</p> <p>540 mm x 2,013 mm</p>
<p>Net size (W x H):</p> <p>520 mm x 1,993</p>	<p>Resolution:</p> <p>150 dpi (1:1) or 1,500 dpi (1:10)</p>
<p>Trims/Bleed:</p> <p>10 mm trims/bleed all around</p>	<p>Colour management:</p> <p>CMYK – Coated FOGRA39 (ISO 12647-2:2004)</p>
<p>Special colours:</p> <p>Converted in advance to 4c</p>	<p>Transparencies:</p> <p>Please supply only PDF files in which the transparencies are reduced. With PDF files that have not been reduced (saved compatibility via Acrobat 4 PDF 1.3) may result serious errors may occur in the printout.</p>

Information:
<p>Please note:</p> <p>Included coloured pixel images must be saved as CMYK EPS with JPEG compression (maximum quality). Files from PowerPoint, Word or Excel cannot be processed, as this often leads to faulty printing results.</p>



Site map (Please see the specific hall plan of the event as well as the adjoining service areas and passageways):

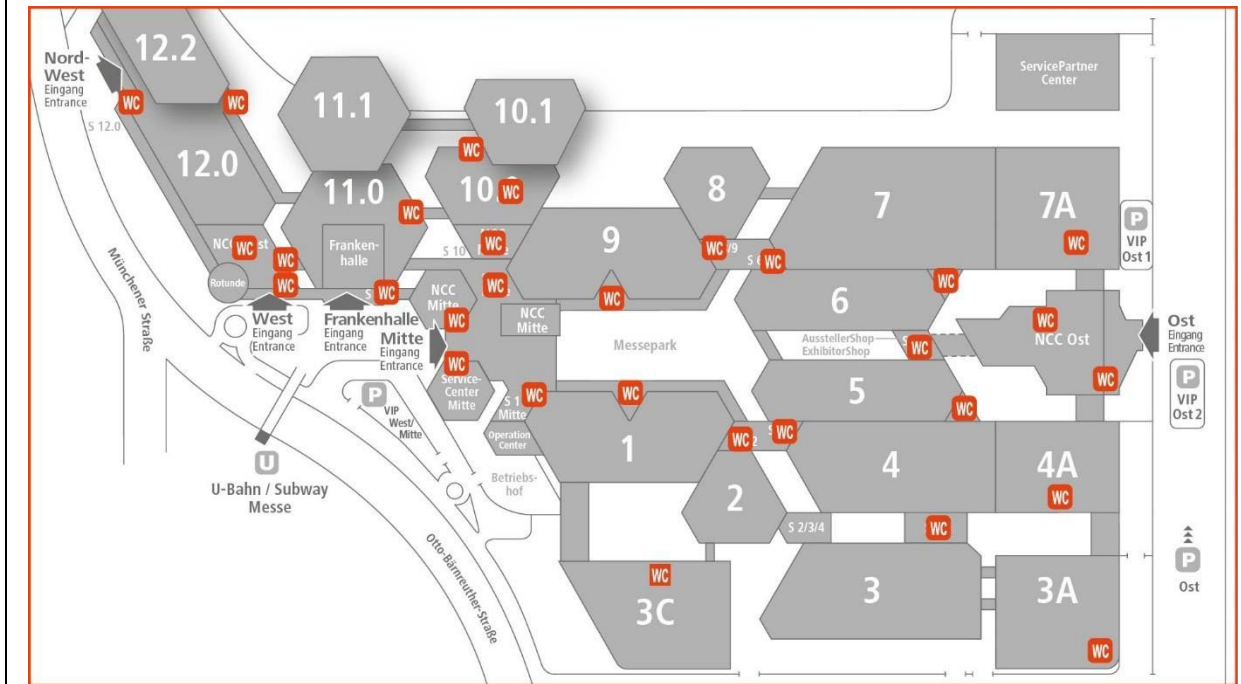


Sanitary advertising Toilet	Section: On Site
Product name:	Sample picture:
Sanitary advertising	
Artwork until:	Data:
15 th December <i>Express surcharge for late data delivery</i>	Print PDF (as of version X3 and higher); fonts completely integrated or converted into character paths. no bleed, register marks or densitometer scales
Format:	Resolution:
A3	300 dpi (1:1)
Colour management:	Transparencies:
CMYK or RGB	Please supply only PDF files in which the transparencies are reduced. With PDF files that have not been reduced (saved compatibility via Acrobat 4 PDF 1.3) may result serious errors may occur in the printout.


Information:
<p>Please note:</p> <p>Included coloured pixel images must be saved as CMYK EPS with JPEG compression (maximum quality). Files from PowerPoint, Word or Excel cannot be processed, as this often leads to faulty printing results.</p>



Site map (Please see the specific hall plan of the event as well as the adjoining service areas and passageways):

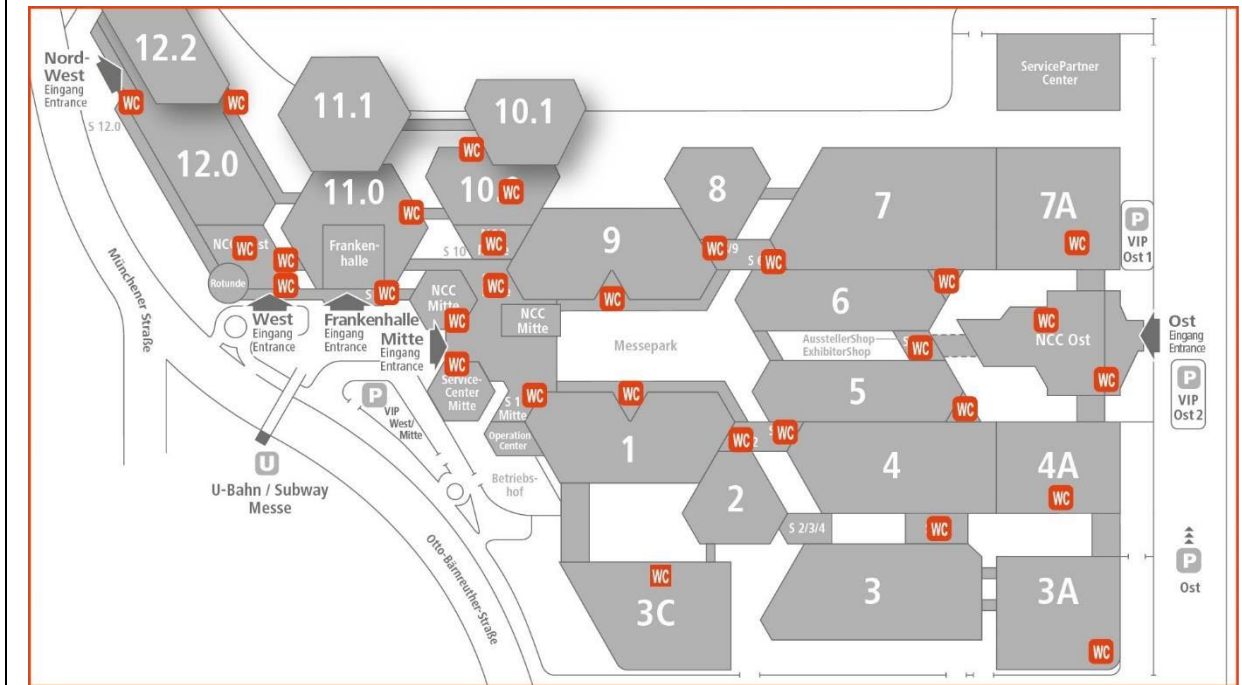




Mirror advertising		Section: On Site	
Product name:		Sample picture:	
Mirror advertising			
Artwork until:		Data:	
15 th December <i>Express surcharge for late data delivery</i>		Print PDF (as of version X3 and higher); fonts completely integrated or converted into character paths.	
Format:		Resolution:	
100 mm x 250 mm		300 dpi (1:1)	
Colour management:		Special colours:	
CMYK or RGB		Converted in advance to 4c	
Transparencies:			
Please supply only PDF files in which the transparencies are reduced. With PDF files that have not been reduced (saved compatibility via Acrobat 4 PDF 1.3) may result serious errors may occur in the printout.			
Information:			
Please note:			
Included coloured pixel images must be saved as CMYK EPS with JPEG compression (maximum quality). Files from PowerPoint, Word or Excel cannot be processed, as this often leads to faulty printing results.			



Site map (Please see the specific hall plan of the event as well as the adjoining service areas and passageways):

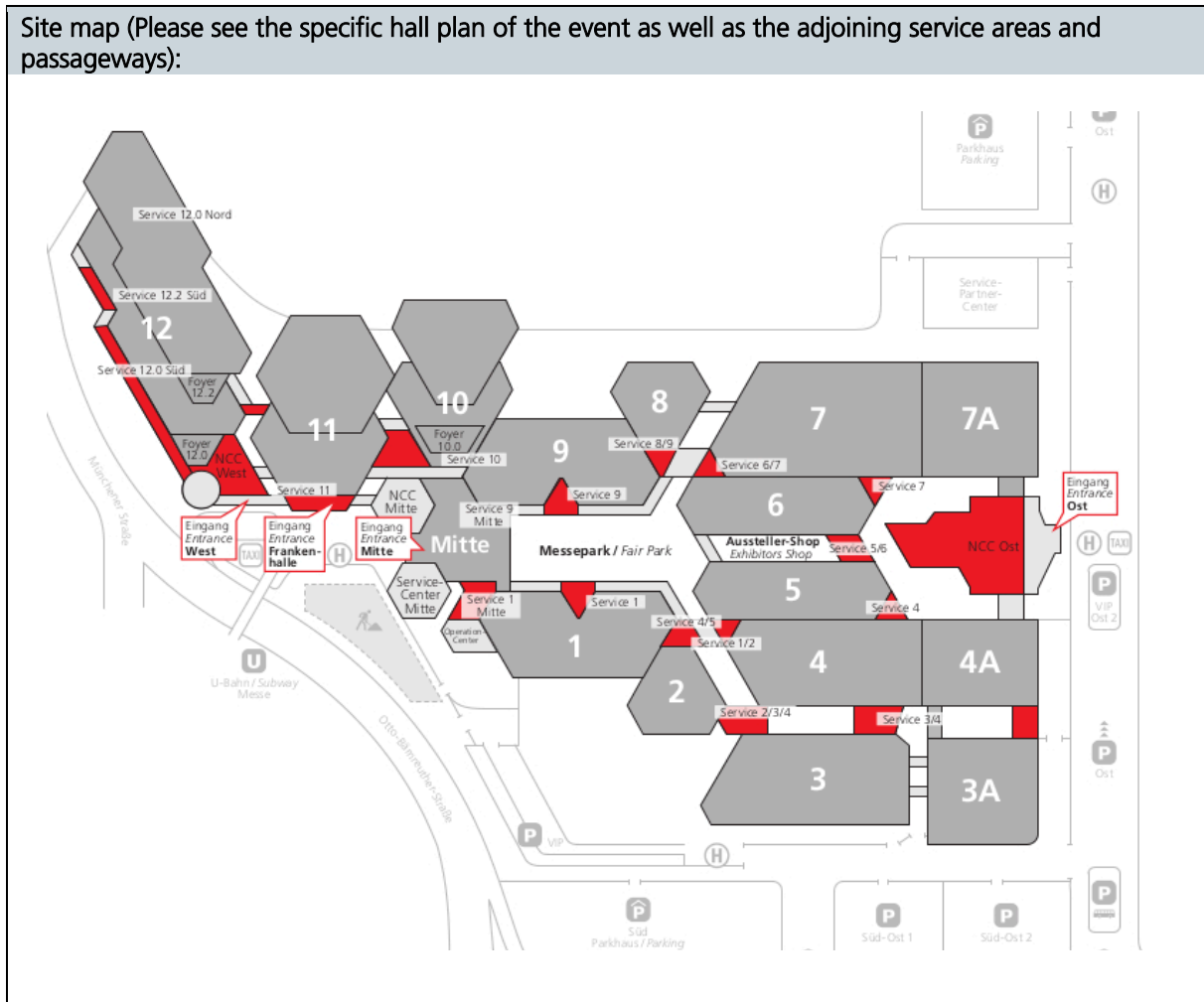


Indoor-Banner	Section: On Site
<p>Product name:</p> <p>Indoor-Banner</p>	<p>Sample picture:</p> 
<p>Artwork until:</p> <p>15th December Express surcharge for late data delivery</p>	<p>Data:</p> <p>Print PDF (as of version X3 and higher); fonts completely integrated or converted into character paths.</p>
<p>Visible area (W x H):</p> <p>850 mm x 2,000 mm (width x height)</p>	<p>Untrimmed size (W x H):</p> <p>860 mm x 2,105 mm (incl. bleed; top/right/left + 5 mm, bottom + 100 mm)</p>
<p>Net size (W x H):</p>	<p>Resolution:</p> <p>150 - 300 dpi (1:1)</p>
<p>Transparencies:</p> <p>Please supply only PDF files in which the transparencies are reduced. With PDF files that have not been reduced (saved compatibility via Acrobat 4 PDF 1.3) may result serious errors may occur in the printout.</p>	<p>Special colours:</p> <p>Converted in advance to 4c</p>


<p>Information:</p> <p>Please note:</p> <p>Included colored pixel images must be saved as CMYK EPS with JPEG compression (maximum quality). Files from PowerPoint, Word or Excel cannot be processed, as this often leads to faulty printing results.</p> <p>100 mm of the gross format disappear into the cassette at the bottom and are no longer visible. Please note the visual format!</p>



Site map (Please see the specific hall plan of the event as well as the adjoining service areas and passageways):

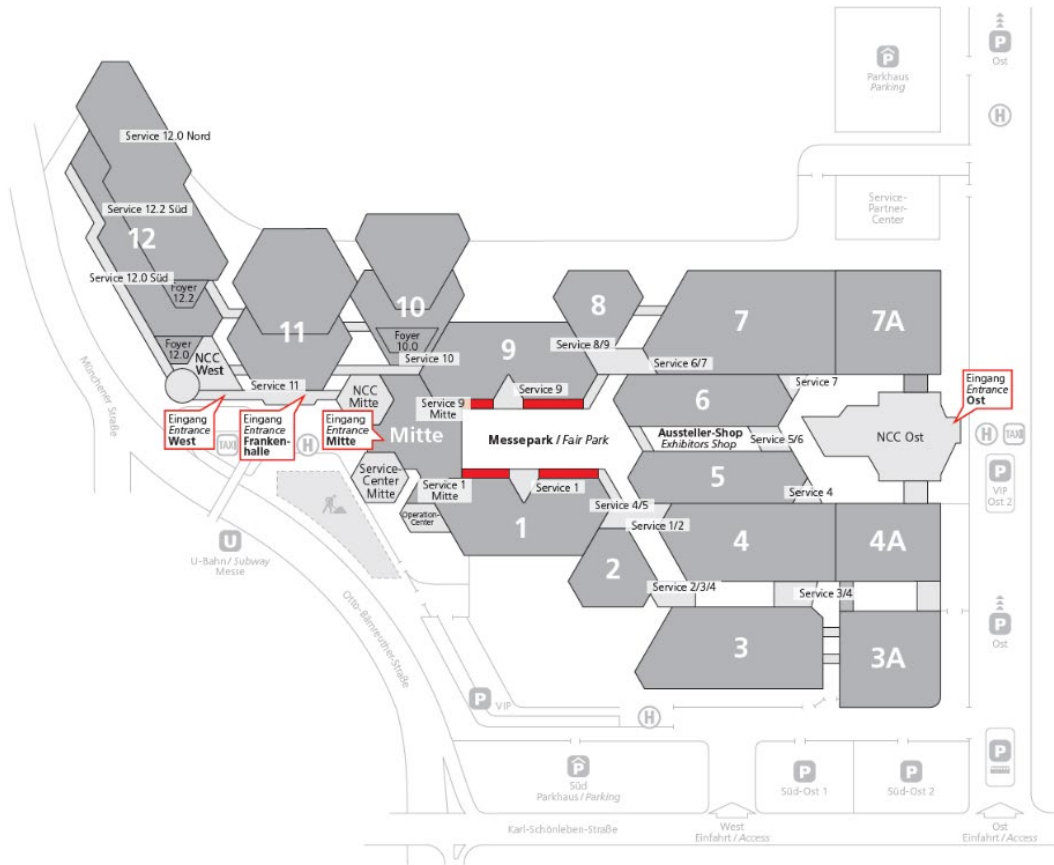





Express route ceiling panels		Section: On Site	
Product name: Express route ceiling panels		Sample picture: 	
Artwork until: 15th December Express surcharge for late data delivery		Data: Print PDF (as of version X3 and higher); fonts completely integrated or converted into character paths.	
Untrimmed size (W x H): 2,404 x 604 mm		Visible area (W x H): 2,400 x 600 mm	
Resolution: 72 – 300 dpi (1:1)		Trims/Bleed: 2 mm trims/bleed all around	
Colour management: CMYK mit Farbprofil „ISO Coated v2“ Eingebundene Farbprofile werden entfernt und nach Fogra 39 konvertiert		Special colours: Converted in advance to 4c	
Transparencies: Please supply only PDF files in which the transparencies are reduced. With PDF files that have not been reduced (saved compatibility via Acrobat 4 PDF 1.3) may result serious errors may occur in the printout.			
Information: Please note: Included colored pixel images must be saved as CMYK EPS with JPEG compression (maximum quality). Files from PowerPoint, Word or Excel cannot be processed, as this often leads to faulty printing results.			



Site map (Please see the specific hall plan of the event as well as the adjoining service areas and passageways):





Fotoboden™		Section: On Site	
Product name:		Sample picture:	
FOTOBODEN™			
Artwork until:		Data:	
15 th December Express surcharge for late data delivery		Please supply only PDF files in which the transparencies are reduced. It can cause serious errors in the print result if non-reduced PDF files are used (stored compatibility via Acrobat 4 PDF 1.3).	
Format:		Resolution:	
1,000 mm x 2,000 mm		100 dpi (1:1) / 200 dpi (1:2) / 1,000 dpi (1:10)	
Trims/Bleed:		Colour management:	
3 mm all around		CMYK – Coated FOGRA39 (ISO 12647-2:2004)	
Special colours:		Transparencies:	
Special colours should be converted to 4c in advance		Please supply the artwork as a print-ready PDF file (versions X-3 and higher) with fonts completely embedded or converted to paths.	
File attachment:			
Motiv_Kunde_BreitexLaengecm_1zuXX.Datei			

Information:

Please note:

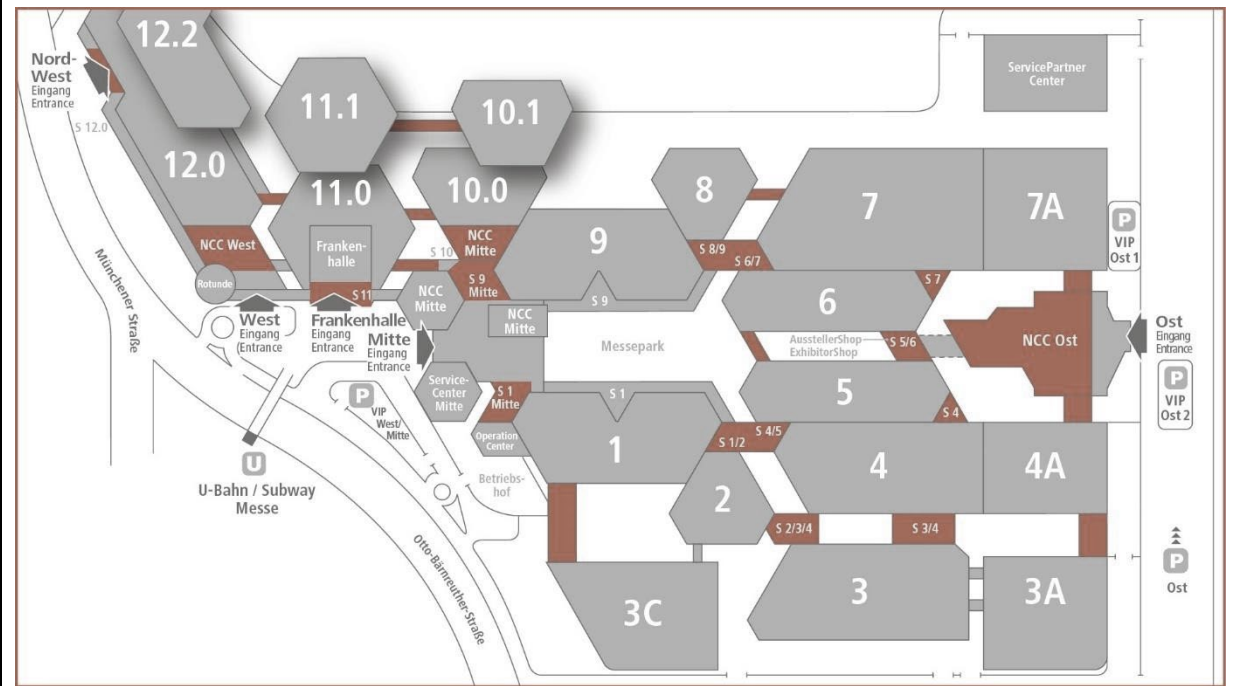
Colored pixel images contained in these files must be saved as CMYK EPS with JPEG compression (maximum quality).



Site map (Please see the specific hall plan of the event as well as the adjoining service areas and passageways):

Please note:

Not in the entrance areas NCC West, NCC Mitte and NCC Ost possible





(5 – T6) NCC Ost - 2nd floor to 3rd floor

- 14 steps, landing, 15 steps
- Step height 170 mm
- Step width 1,540 mm

(6) Hall 10 to hall 9

- 9 steps incl. black bottom step
- Step height 150 mm
- Step width 4,970 mm

(7 – T11) Hall 10 to hall 11

- 8 steps incl. black bottom step
- Step height 175 mm
- Step width 5,750 mm

(8 – T16/T17/T18) Hall 11 to hall 10

- 8 steps
- Step height 165 mm
- Step width 4,600 mm

(9 – T19) Foyer 11,0 to hall 11,1 (4 staircases in total, size below for each staircase)

- 10 steps, landing, 10 steps
- Step height 160 mm
- Step width 2,470 mm

(10 – T20) Hall 11,0 to hall 11,1

- 10 steps, landing, 10 steps
- Step height 160 mm
- Step width 2,470 mm

(11 – T15) Hall 11 to NCC West – front passage

- 8 steps
- Step height 175 mm
- Step width 4,460 mm

(12 – T15) Hall 11 to hall 12 – back passage

- 8 steps
- Step height 175 mm
- Step width 4,600 mm

(13 – T13/T14) Hall 11,1 to hall 10,1

- 7 steps at 11.1, 6 steps at 10.1
- Step height 165 mm
- Step width 5,500 mm

(14 – T8) Foyer 10

- 11 steps
- Step height 150 mm
- Step width 4,580 mm

(15 – T9) Foyer 10 to hall 10,1, 1x to the left / 1x to the right

- 16 steps each
- Step height 155 mm
- Step width 2,310 mm

(16 – T7) Foyer Munich to hall 10,1 – left side

- 9 steps
- Step height 155 mm
- Step width 3,030 mm



(17 – T7) Foyer Munich to hall 10,1 – right side

- 9 steps
- Step height 155 mm
- Step width 2,300 mm

(18 – T1) Entrance Foyer to Room Brussels

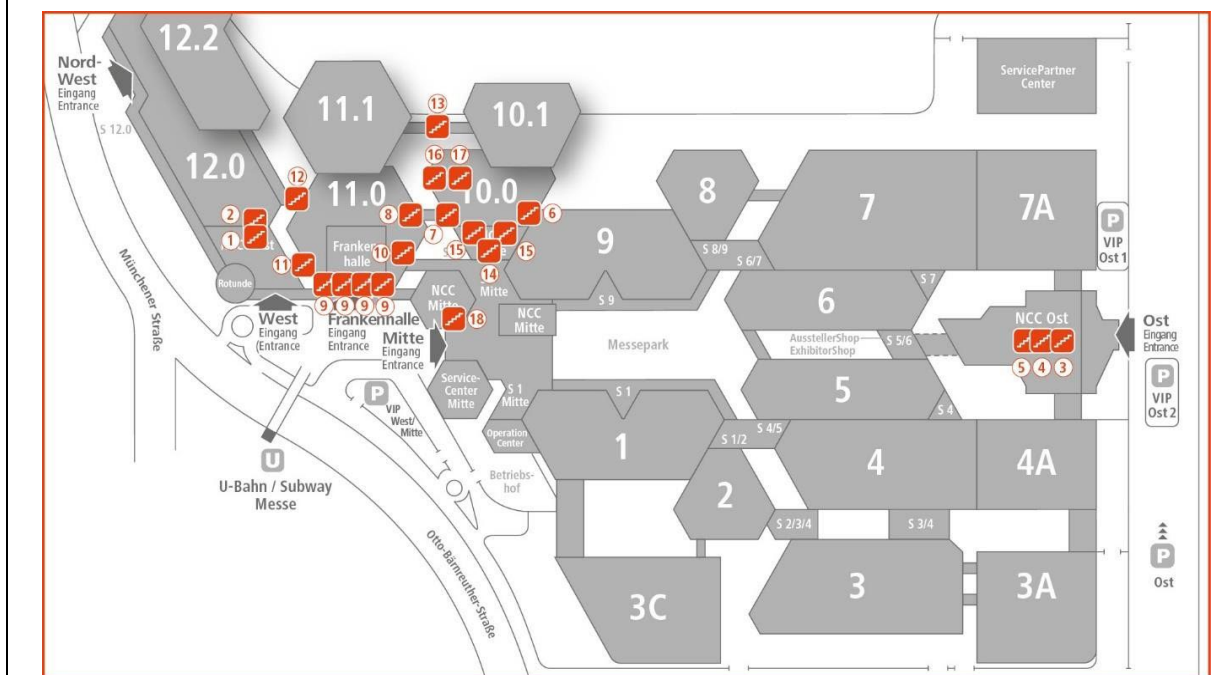
- 18 steps, landing, 18 steps
- Step height 160 mm
- Step width 3,800 mm

Information:


Please note:

Please create the file as a complete document (1:1).
Please do not add bleed, register marks or densimeter scales

Site map (Please see the specific hall plan of the event as well as the adjoining service areas and passageways):



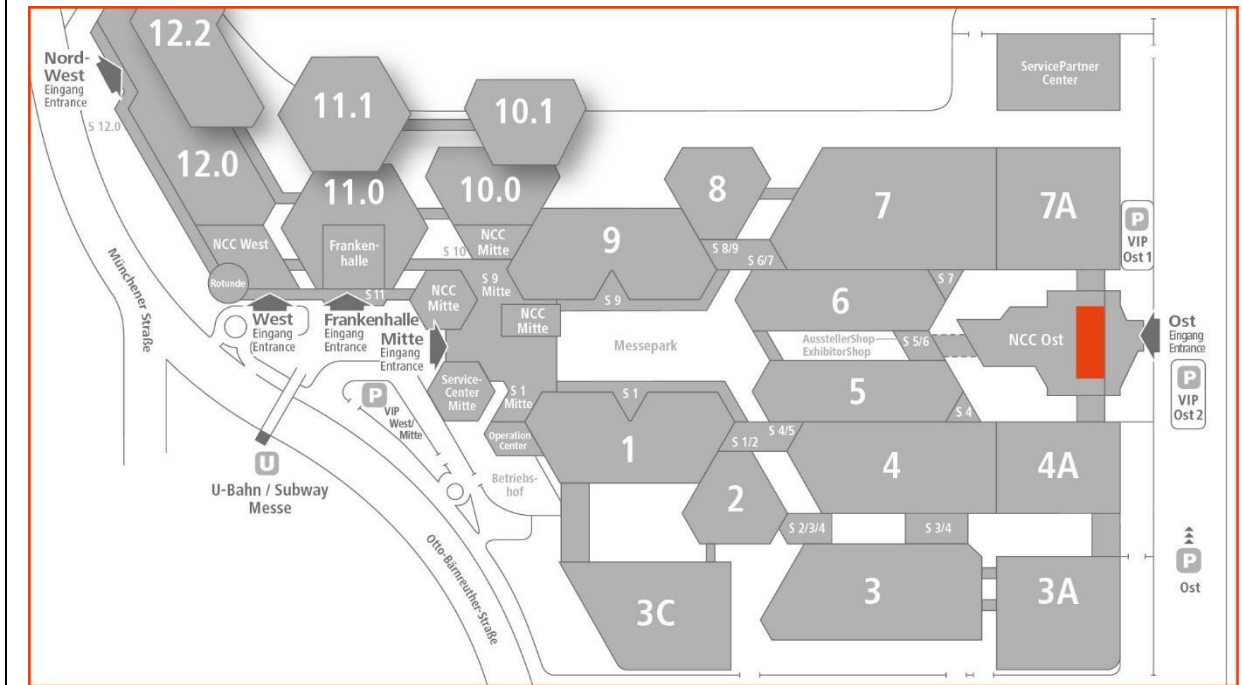


RiggBanner	Section: On Site
<p>Product name:</p> <p>RiggBanner</p>	<p>Sample picture:</p> 
<p>Artwork until:</p> <p>15th December <i>Express surcharge for late data delivery</i></p>	<p>Data:</p> <p>Print PDF (as of version X3 and higher); fonts completely integrated or converted into character paths. Aspect ratio 1:10 or 1:20</p>
<p>Untrimmed size (W x H):</p> <p>17,600 mm x 8,100 mm</p>	<p>Net size (W x H):</p> <p>17,500 mm x 8,000 mm</p>
<p>Resolution:</p> <p>70 – 150 dpi (1:1)</p>	<p>Trims/Bleed:</p> <p>50 mm trims/bleed all around</p>
<p>Colour management:</p> <p>CMYK – Coated FOGRA39 (ISO 12647-2:2004)</p>	<p>Special colours:</p> <p>Converted in advance to 4c</p>
<p>Transparencies:</p> <p>Please supply only PDF files in which the transparencies are reduced. With PDF files that have not been reduced (saved compatibility via Acrobat 4 PDF 1.3) may result serious errors may occur in the printout.</p>	

Information:
<p>Please note:</p> <p>Included colored pixel images must be saved as CMYK EPS with JPEG compression (maximum quality). Files from PowerPoint, Word or Excel cannot be processed, as this often leads to faulty printing results.</p> <p>Eyelets are provided all-round the banner at a spacing of 300 mm; the eyelets sit in the middle of a “reinforcing tape” that is applied on the back of the print and has a width of 5cm.</p>



Site map (Please see the specific hall plan of the event as well as the adjoining service areas and passageways):



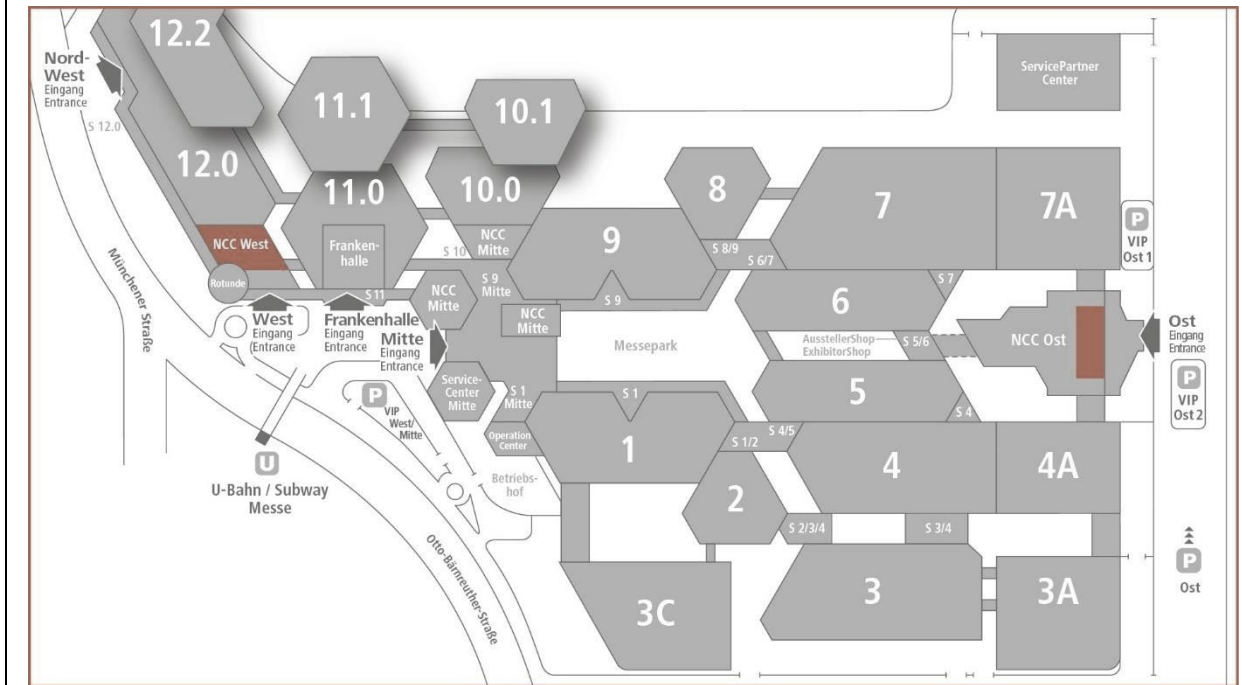


GalerieBanner	Section: On Site
Product name: GalerieBanner	Sample picture: 
Artwork until: 15th December Express surcharge for late data delivery	Data: Print PDF (as of version X3 and higher); fonts completely integrated or converted into character paths.
Untrimmed size (W x H): 4,004 x 1,004 mm	Net size (W x H): 4,000 x 1,000 mm
Resolution: 72 – 300 dpi (1:1)	Trims/Bleed: 2 mm trims/bleed all around
Colour management: CMYK Farbprofil „ISO Coated v2“	Special colours: Converted in advance to 4c
Transparencies: Please supply only PDF files in which the transparencies are reduced. With PDF files that have not been reduced (saved compatibility via Acrobat 4 PDF 1.3) may result serious errors may occur in the printout.	

Information:
<u>Please note:</u> Included colored pixel images must be saved as CMYK EPS with JPEG compression (maximum quality). Files from PowerPoint, Word or Excel cannot be processed, as this often leads to faulty printing results.



Site map (Please see the specific hall plan of the event as well as the adjoining service areas and passageways):



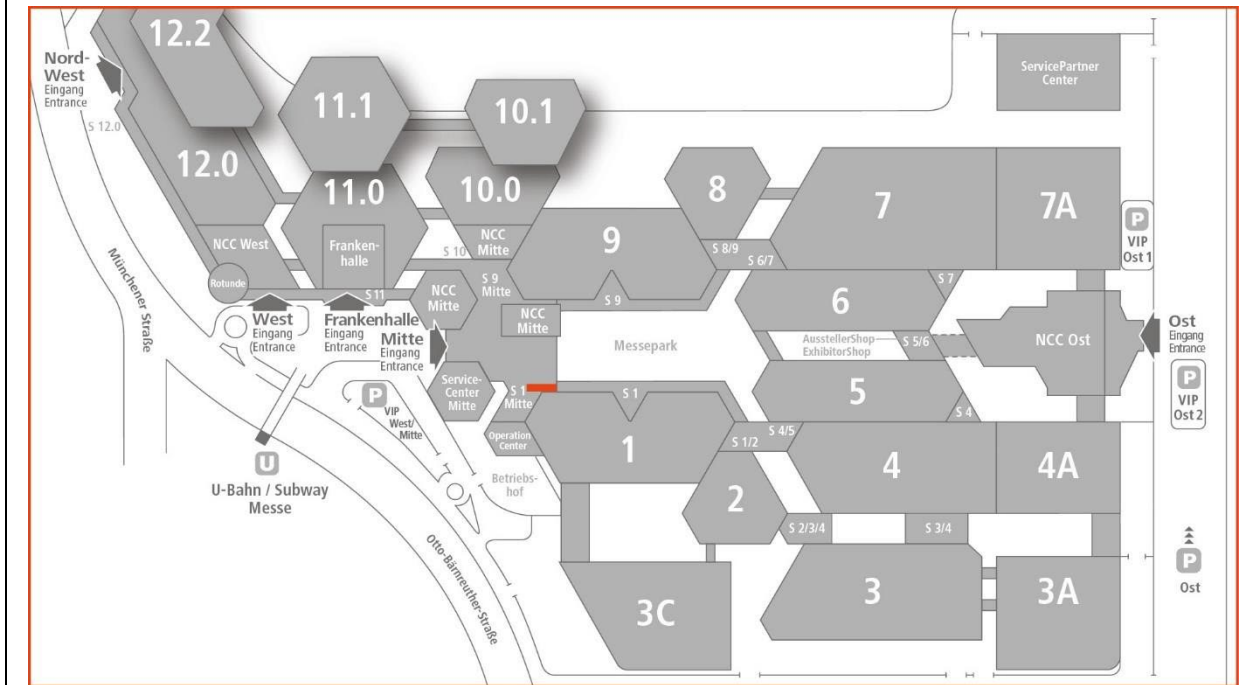


GigaBanner		Section: On Site	
Product name:		Sample picture:	
GigaBanner			
Artwork until:	15th December Express surcharge for late data delivery	Data:	Print PDF (as of version X3 and higher); fonts completely integrated or converted into character paths.
Untrimmed size (W x H):	35,004 x 8,004 mm	Net size (W x H):	35,000 x 8,000 mm
Resolution:	72 – 150 dpi (1:1)	Trims/Bleed:	2 mm trims/bleed all around
Colour management:	CMYK – Coated FOGRA39 (ISO 12647- 2:2004)	Special colours:	Converted in advance to 4c
Transparencies:	Please supply only PDF files in which the transparencies are reduced. With PDF files that have not been reduced (saved compatibility via Acrobat 4 PDF 1.3) may result serious errors may occur in the printout.		

Information:
<u>Please note:</u> Included colored pixel images must be saved as CMYK EPS with JPEG compression (maximum quality). Files from PowerPoint, Word or Excel cannot be processed, as this often leads to faulty printing results.



Site map (Please see the specific hall plan of the event as well as the adjoining service areas and passageways):






Advertising measures - OUTDOOR

The following advertising measures OUTDOOR are available to you:

- Advertising Tower
- Large Poster
- Advertising cube
- Advertising panels on the way to the entrance
- Multi storey car park banner
- Large awing
- Citylight Vitrine at the bus stop
- Ad panels at the metro bridge
- Outdoor-Banner

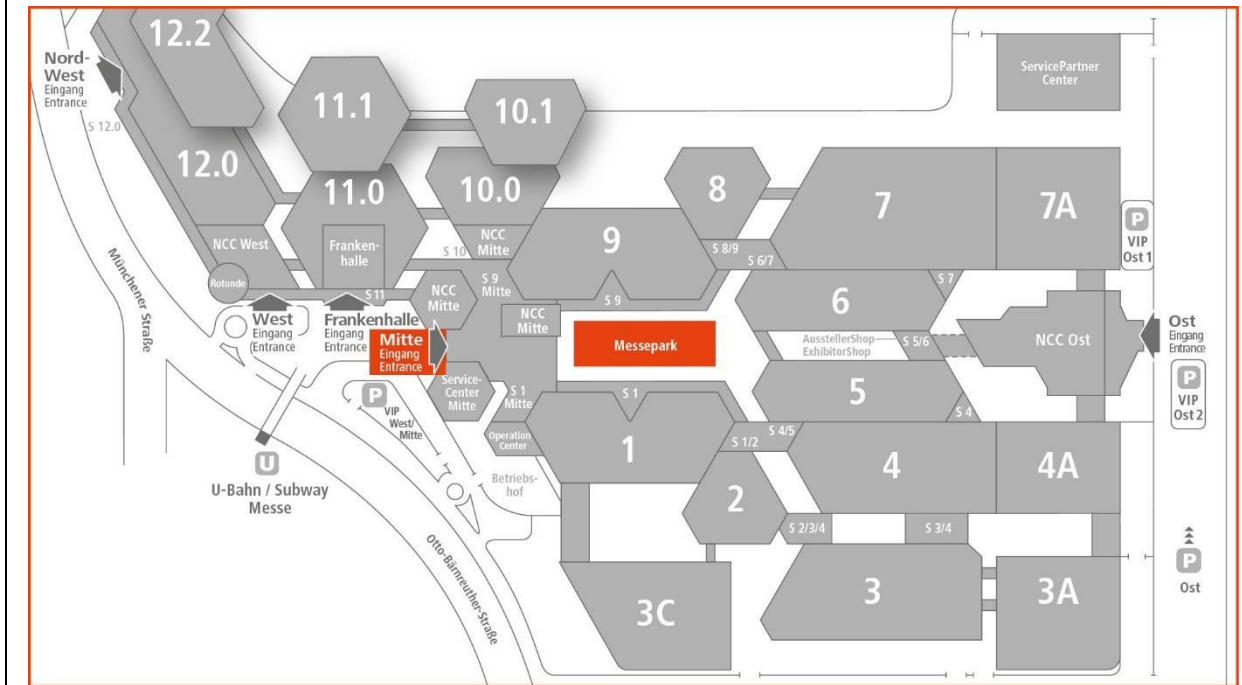


Advertising tower	Section: On Site
<p>Product name:</p> <p>Advertising tower</p>	<p>Sample picture:</p> 
<p>Artwork until:</p> <p>15th December <i>Express surcharge for late data delivery</i></p>	<p>Data:</p> <p>Print PDF (as of version X3 and higher); fonts completely integrated or converted into character paths.</p>
<p>Untrimmed size (W x H):</p> <p>2,840mm x 4,840mm</p>	<p>Visible area (W x H):</p> <p>2,800mm x 4,800mm</p>
<p>Resolution:</p> <p>70 – 150 dpi (1:1)</p>	<p>Trims/Bleed:</p> <p>20 mm umlaufend</p>
<p>Colour management:</p> <p>CMYK – Coated FOGRA39 (ISO 12647- 2:2004)</p>	<p>Special colours:</p> <p>Converted in advance to 4c</p>
<p>Transparencies:</p> <p>Please supply only PDF files in which the transparencies are reduced. With PDF files that have not been reduced (saved compatibility via Acrobat 4 PDF 1.3) may result serious errors may occur in the printout.</p>	


<p>Information:</p> <p>Please note:</p> <p>Included colored pixel images must be saved as CMYK EPS with JPEG compression (maximum quality). Files from PowerPoint, Word or Excel cannot be processed, as this often leads to faulty printing results.</p> <p>300 mm of the net size disappear in the BannerUp carrier and are no longer visible. Please observe the visible area!</p>



Site map (Please see the specific hall plan of the event as well as the adjoining service areas and passageways):



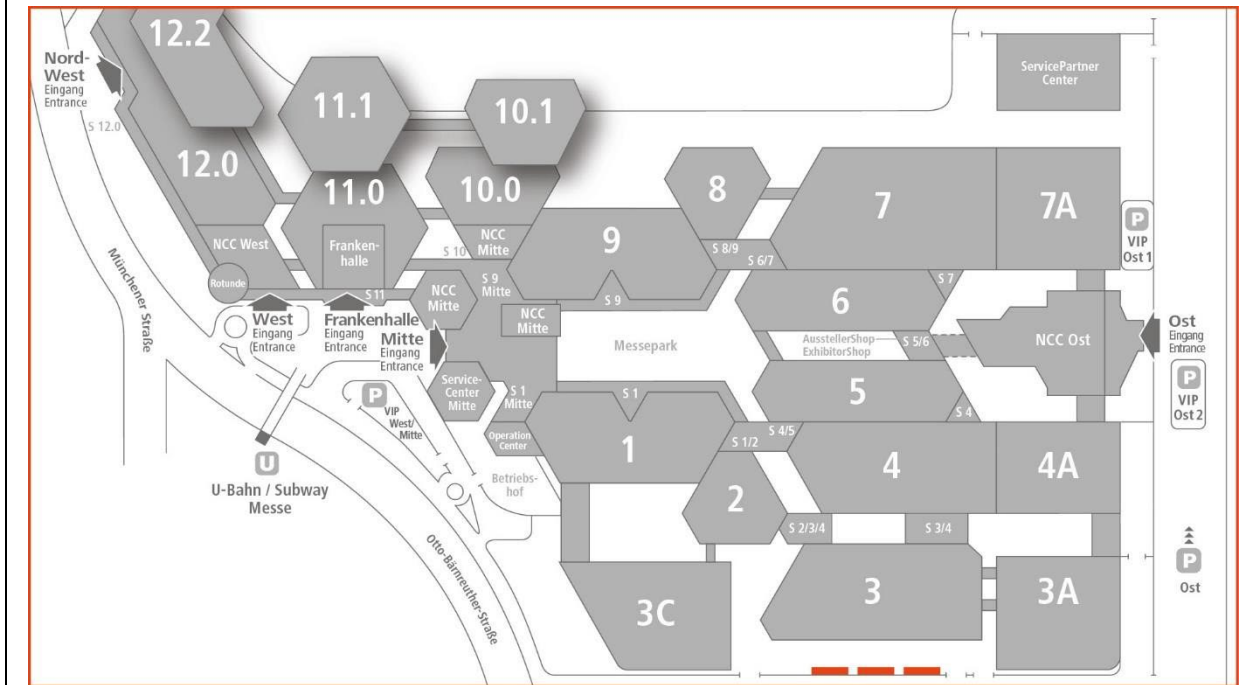


Large poster		Section: On Site	
Product name:		Sample picture:	
Large poster			
Artwork until:	15th December Express surcharge for late data delivery	Data:	Print PDF (as of version X3 and higher); fonts completely integrated or converted into character paths. 1:1 or 1:10
Untrimmed size (W x H):	3,600 mm x 2,540 mm	Net size (W x H):	3,560 mm x 2,500 mm
Resolution:	150 dpi (1:1) or 1,500 dpi (1:10)	Trims/Bleed:	20 mm trims/bleed all around
Colour management:	CMYK – Coated FOGRA39 (ISO 12647-2:2004)	Special colours:	Converted in advance to 4c
Transparencies:	Please supply only PDF files in which the transparencies are reduced. With PDF files that have not been reduced (saved compatibility via Acrobat 4 PDF 1.3) may result serious errors may occur in the printout.		

Information:
<u>Please note:</u> Included coloured pixel images must be saved as CMYK EPS with JPEG compression (maximum quality). Files from PowerPoint, Word or Excel cannot be processed, as this often leads to faulty printing results.



Site map (Please see the specific hall plan of the event as well as the adjoining service areas and passageways):



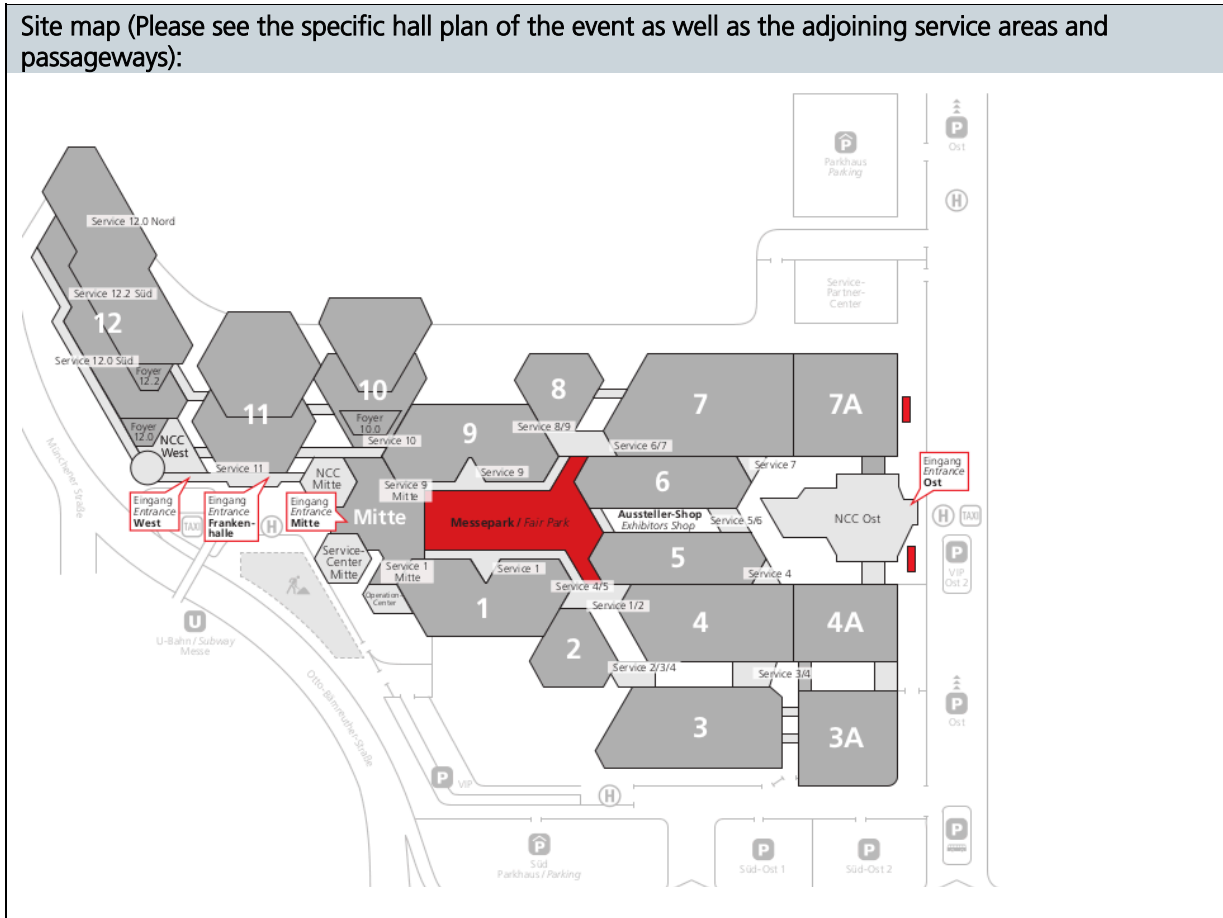



Advertising cube	Section: On Site
<p>Product name:</p> <p>Advertising cube</p>	<p>Sample picture:</p> 
<p>Artwork until:</p> <p>15th December <i>Express surcharge for late data delivery</i></p>	<p>Data:</p> <p>Print PDF (as of version X3 and higher); fonts completely integrated or converted into character paths.</p>
<p>Format:</p> <p>respectively 1,000 mm x 1,000 mm</p>	<p>Resolution:</p> <p>72 – 100 dpi (1:1)</p>
<p>Colour management:</p> <p>CMYK – Coated FOGRA39 (ISO 12647- 2:2004)</p>	<p>Special colours:</p> <p>Converted in advance to 4c</p>
<p>Transparencies:</p> <p>Please supply only PDF files in which the transparencies are reduced. With PDF files that have not been reduced (saved compatibility via Acrobat 4 PDF 1.3) may result serious errors may occur in the printout.</p>	

Information:
<p>Please note:</p> <p>Included colored pixel images must be saved as CMYK EPS with JPEG compression (maximum quality). Files from PowerPoint, Word or Excel cannot be processed, as this often leads to faulty printing results.</p>



Site map (Please see the specific hall plan of the event as well as the adjoining service areas and passageways):

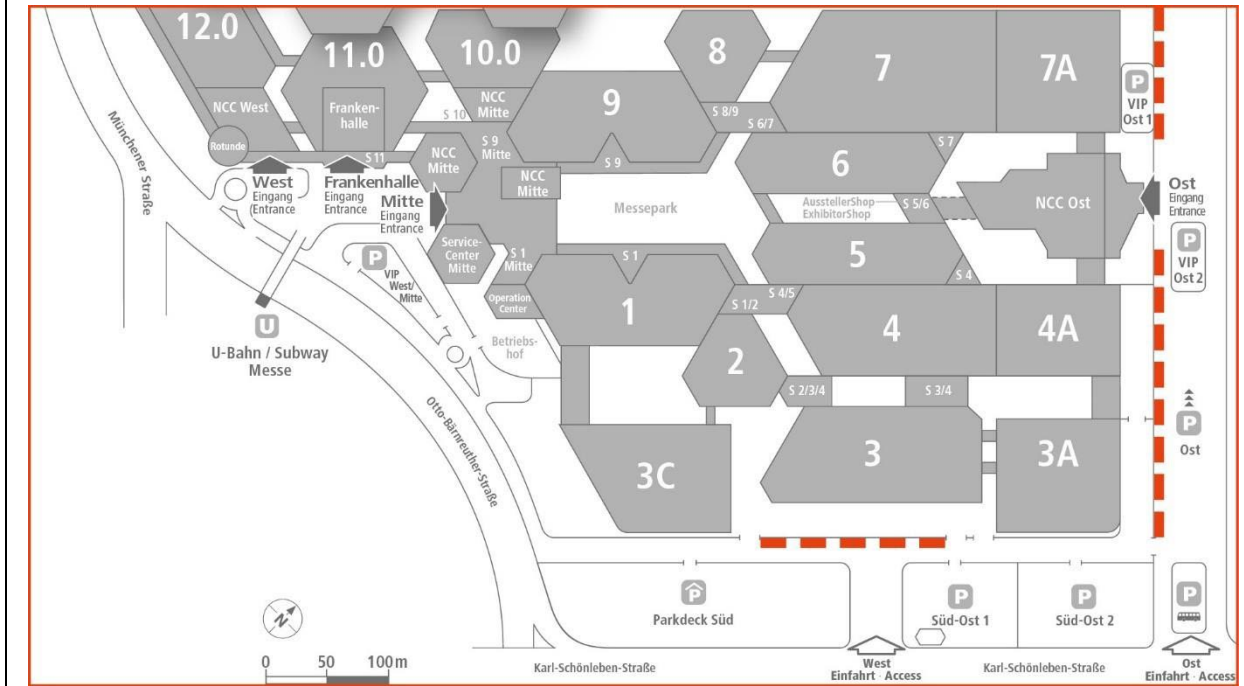


Advertising panels on the way to the entrance	Section: On Site
Product name:	Sample picture:
Advertising panels on the way to the entrance	
Artwork until:	Data:
15 th December <i>Express surcharge for late data delivery</i>	Print PDF (as of version X3 and higher); fonts completely integrated or converted into character paths.
Visible area (W x H):	Untrimmed size (W x H):
1,170 mm x 1,800 mm	1,190 mm x 1,820 mm
Net size (W x H):	Resolution:
1,170 mm x 1,800 mm	150 – 300 dpi (1:1)
Colour management:	Special colours:
CMYK – Coated FOGRA39 (ISO 12647- 2:2004)	Converted in advance to 4c
Transparencies:	
Please supply only PDF files in which the transparencies are reduced. With PDF files that have not been reduced (saved compatibility via Acrobat 4 PDF 1.3) may result serious errors may occur in the printout.	

Information:
<p><u>Please note:</u></p> <p>The panels are only bookable in pairs. The layout can be designed to a width of 2.34m or to two separate layouts with a width of 1.17m each.</p>



Site map (Please see the specific hall plan of the event as well as the adjoining service areas and passageways):

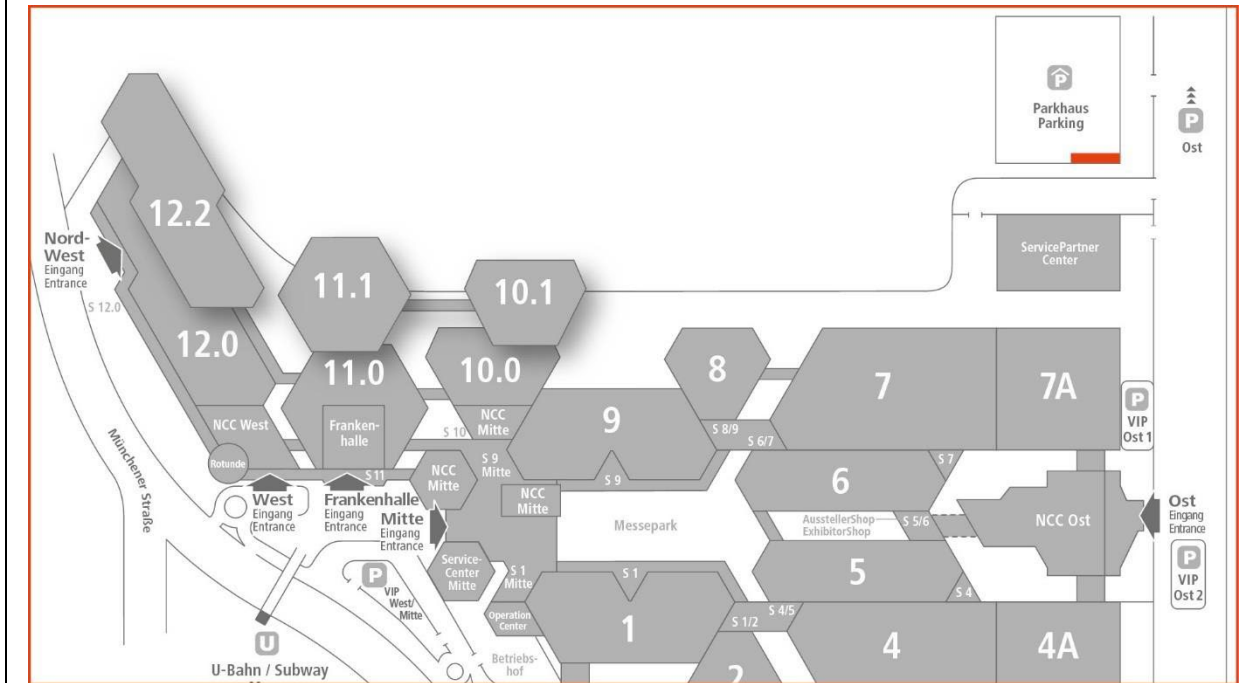


Multi storey car park banner	Section: On Site
Product name: Multi storey car park banner	Sample picture:
Artwork until: 15th December <i>Express surcharge for late data delivery</i>	Data: Print PDF (as of version X3 and higher); fonts completely integrated or converted into character paths.
Untrimmed size (W x H): 6,004 x 18,004 mm	Visible area (W x H): 6,000 x 18,000 mm
Resolution: 72 – 300 dpi (1:1)	Trims/Bleed: 2 mm trims/bleed all around
Colour management: CMYK colour profile „ISO Coated v2“	Special colours: Converted in advance to 4c
Transparencies: Please supply only PDF files in which the transparencies are reduced. With PDF files that have not been reduced (saved compatibility via Acrobat 4 PDF 1.3) may result serious errors may occur in the printout.	

Information:
<u>Please note:</u> Included colored pixel images must be saved as CMYK EPS with JPEG compression (maximum quality). Files from PowerPoint, Word or Excel cannot be processed, as this often leads to faulty printing results.



Site map (Please see the specific hall plan of the event as well as the adjoining service areas and passageways):



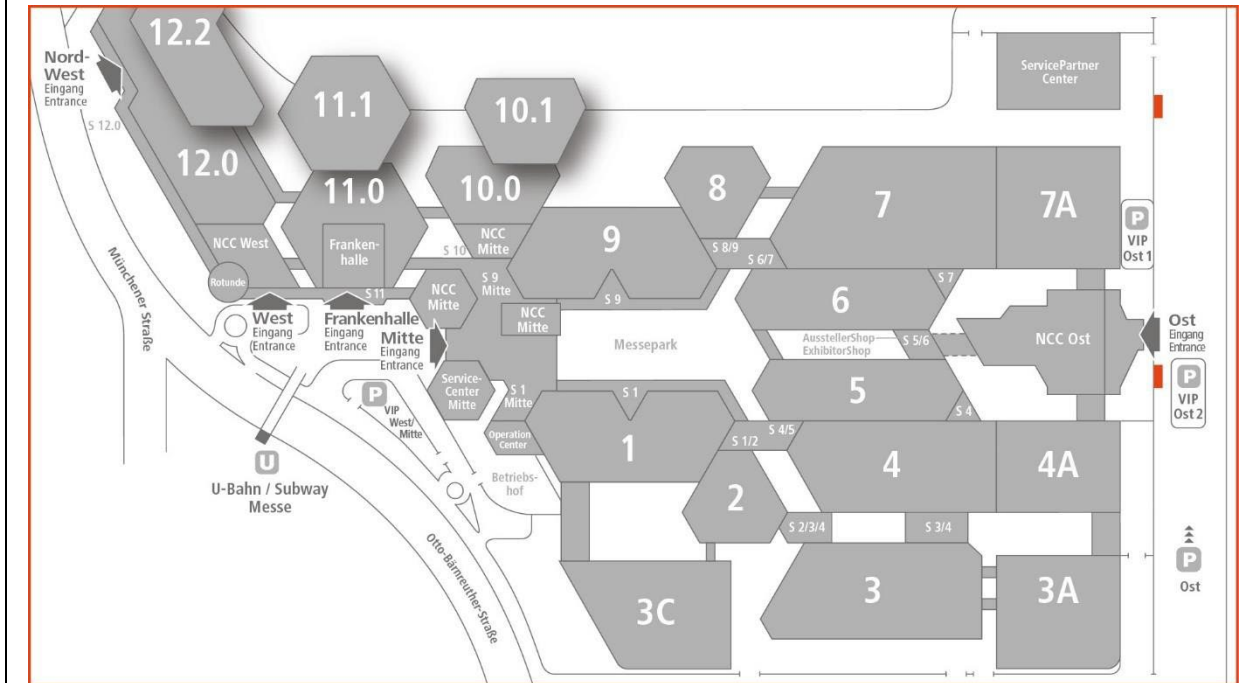


Large awning	Section: On Site
Product name: Large awning	Sample picture: 
Artwork until: 15 th December Express surcharge for late data delivery	Data: Print PDF (as of version X3 and higher); fonts completely integrated or converted into character paths. Aspect ratio 1:10
Untrimmed size (W x H): 5.835 mm x 3.635 mm	Net size (W x H): 5.795 mm x 3.595 mm
Resolution: 1,500 dpi (1:10)	Trims/Bleed: 20 mm trims/bleed all around
Colour management: CMYK – Coated FOGRA39 (ISO 12647-2:2004)	Special colours: Converted in advance to 4c
Transparencies: Please supply only PDF files in which the transparencies are reduced. With PDF files that have not been reduced (saved compatibility via Acrobat 4 PDF 1.3) may result serious errors may occur in the printout.	


Information:
Please note: Included colored pixel images must be saved as CMYK EPS with JPEG compression (maximum quality). Files from PowerPoint, Word or Excel cannot be processed, as this often leads to faulty printing results. Eyelets are set about 50 mm from the left and the right side. Please do not place any text, pictures or other important information there.



Site map (Please see the specific hall plan of the event as well as the adjoining service areas and passageways):





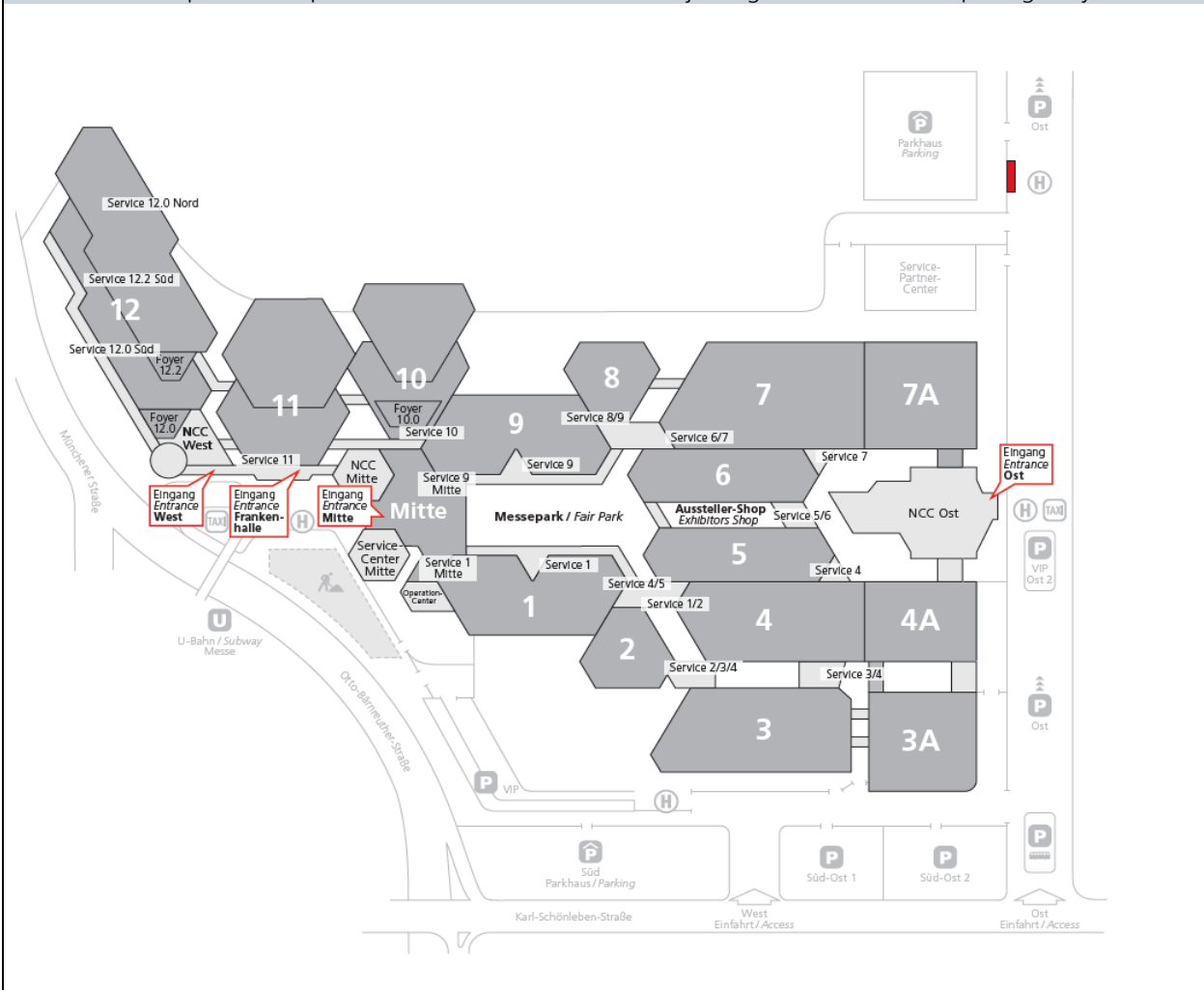
CityLight Vitrine at the bus stop		Section: On Site	
Product name:		Sample picture:	
CityLight Vitrine at the bus stop			
Artwork until:	15th December Express surcharge for late data delivery	Data:	Print PDF (as of version X3 and higher); fonts completely integrated or converted into character paths.
Visible area (W x H):	1,175 mm x 1.725 mm	Untrimmed size (W x H):	1,215 mm x 1,765 mm
Net size (W x H):	1.195 mm x 1,745 mm	Resolution:	70 – 150 dpi (1:1)
Colour management:	CMYK – Coated FOGRA39 (ISO 12647-2:2004)	Special colours:	Converted in advance to 4c
Transparencies:	Please supply only PDF files in which the transparencies are reduced. With PDF files that have not been reduced (saved compatibility via Acrobat 4 PDF 1.3) may result serious errors may occur in the printout.		

Information:
Please note: Included colored pixel images must be saved as CMYK EPS with JPEG compression (maximum quality). Files from PowerPoint, Word or Excel cannot be processed, as this often leads to faulty printing results.




Site map (possible positioning depending on availability):

Please see the specific hall plan of the event as well as the adjoining service areas and passageways



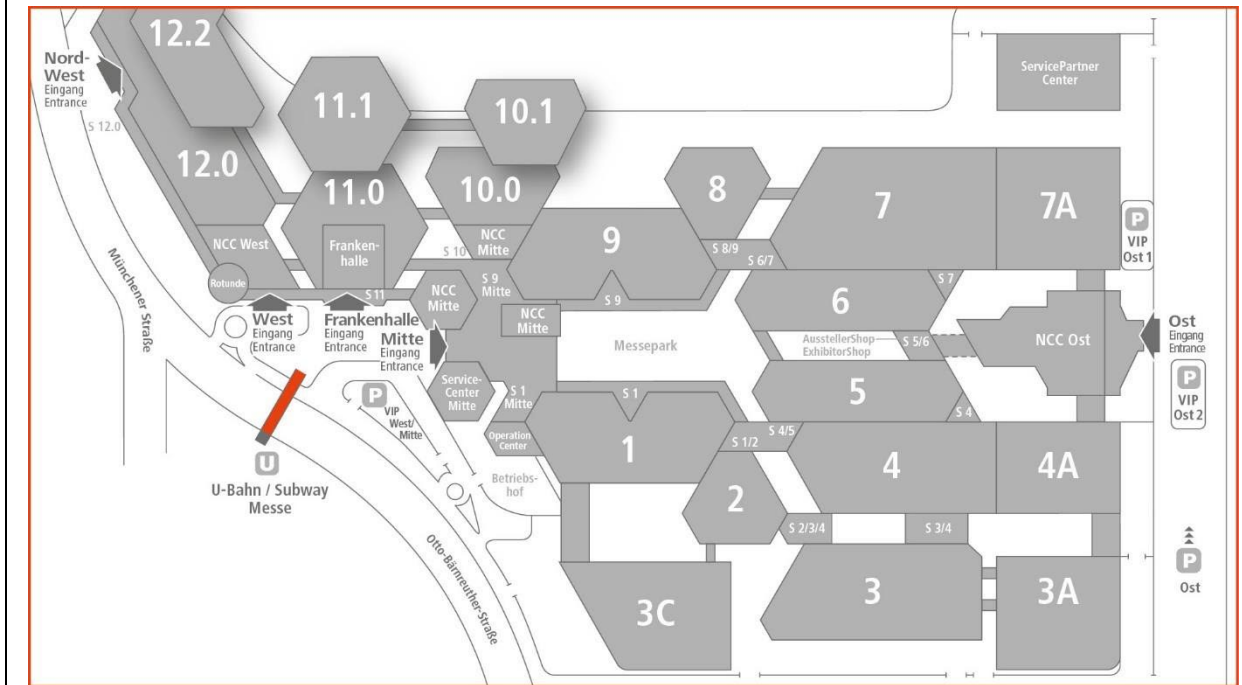


Ad panels at the metro bridge		Section: On Site	
Product name: Ad panels at the metro bridge		Sample picture: 	
Artwork until: 15th December <i>Express surcharge for late data delivery</i>		Data: Print PDF (as of version X3 and higher); fonts completely integrated or converted into character paths.	
Untrimmed size (W x H): 5,406 x 606 mm		Visible area (W x H): 5,200 x 590 mm	
Resolution: 150 – 300 dpi (1:1)		Trims/Bleed: 3 mm trims/bleed all around	
Colour management: CMYK – Coated FOGRA39 (ISO 12647-2:2004)		Special colours: Converted in advance to 4c	
Transparencies: Please supply only PDF files in which the transparencies are reduced. With PDF files that have not been reduced (saved compatibility via Acrobat 4 PDF 1.3) may result serious errors may occur in the printout.			

Information:
<p>Please note:</p> <p>There is a 4cm wide fixing brace in the middle of the board. Please take this into account when designing your texts and images.</p> <p>Please do not place any images or text within 10cm from the edges. These areas are used for installation purposes.</p>

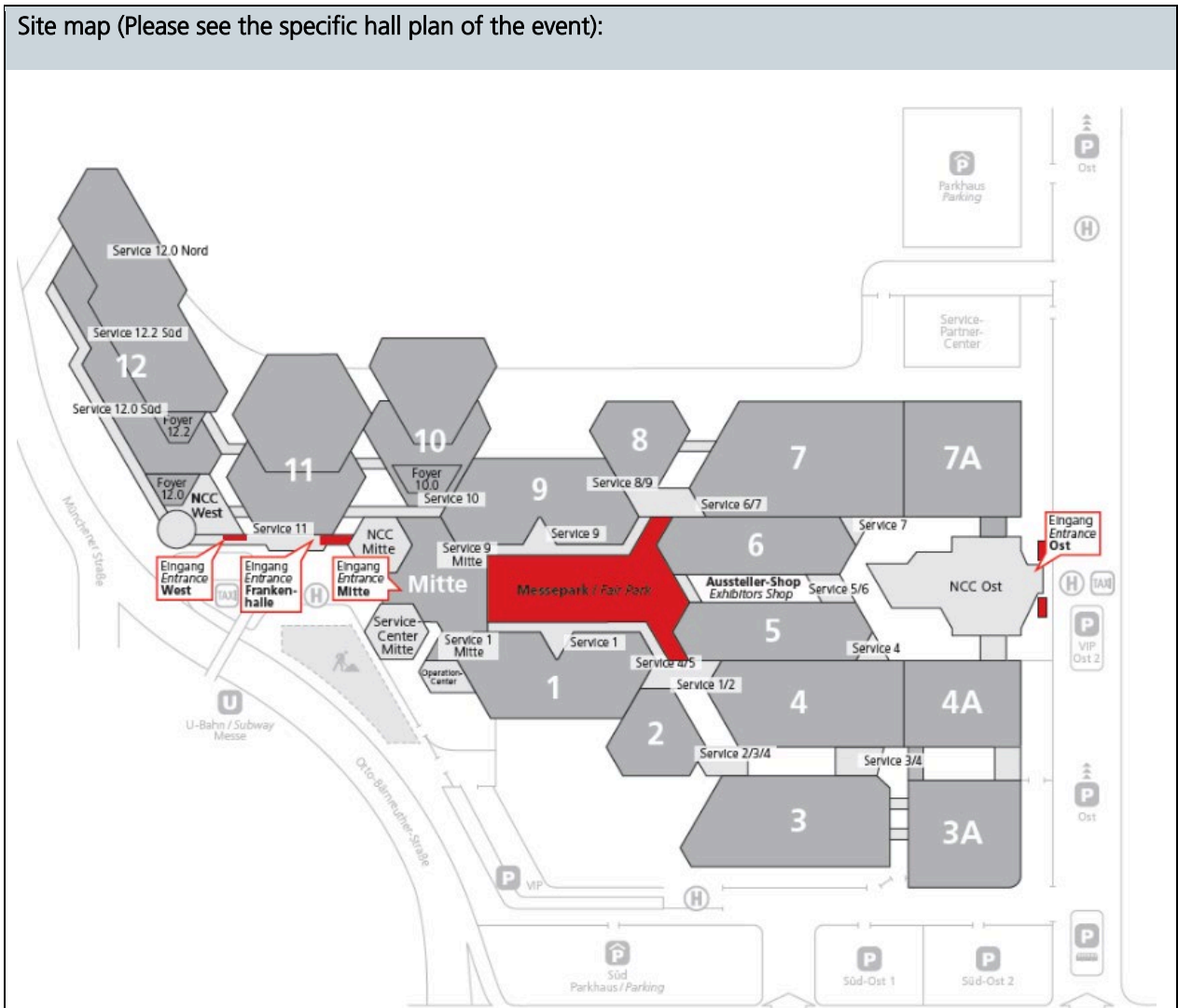


Site map (Please see the specific hall plan of the event as well as the adjoining service areas and passageways):





Site map (Please see the specific hall plan of the event):






Advertising spaces – INDIVIDUAL

The following advertising spaces INDIVIDIAL are available to you:

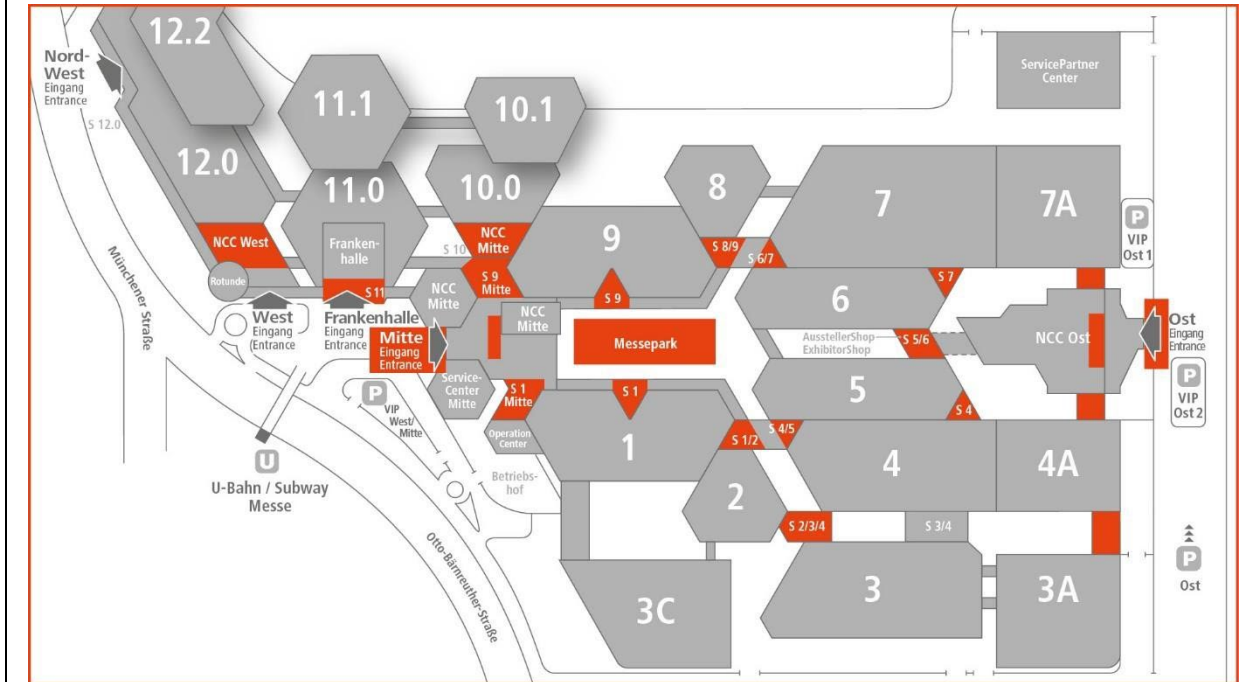
- Advertising space Indoor and Outdoor
- Advertising space Messepark
- LED Video wall Indoor and Outdoor

Advertising space	Section: On Site
<p>Product name:</p> <p>Advertising space</p> <ul style="list-style-type: none"> • Indoor • Outdoor • Messepark 	<p>Sample picture:</p> 
<p>Safety precautions:</p> <ul style="list-style-type: none"> • The tank may only contain a maximum of 5 liters of gasoline • The battery must be disconnected • The filler cap must be locked • The ignition key must be removed • There must be a rubber mat or carpet under the car • Please leave your ignition key at the appropriate ServicePoint overnight • Please provide us with a telephone number where we can reach you during the exhibition in case the vehicle has to be removed unexpectedly 	
<p>Organizational tips:</p> <p>Advertising measures brought along by the exhibitor (e.g. exhibits, vehicles, etc.) must be removed or for organizational reasons, must be removed by 6:00 a.m. of the following day at the latest. Otherwise, we will be forced to have the corresponding removal carried out by our ServicePartners at your risk and expense. Our colleagues of the are instructed to arrange the appropriate removal. Please also remove all installations that you have arranged.</p>	
<p>Safety instructions:</p> <p>NürnbergMesse GmbH will not be liable for any theft of exhibits/advertising material that exhibitors have brought with them occurring outside of the stand. Accordingly this will be the responsibility of the exhibitor.</p>	
<p>Information:</p> <p><u>Please note:</u></p> <p>The location of the advertising space depends on the size and the weight of the exhibit.</p> <p>No consulting or sales talks may take place on the advertising space. Stand personnel are not permitted.</p> <p>Please contact us in the morning of the last assembly day to receive details about the exact advertising location for your exhibit.</p>	



Site map (Please see the specific hall plan of the event as well as the adjoining service areas and passageways):

Space on request:





LED Video wall		Section: On Site	
Product name:		Sample picture:	
LED Video wall Outdoor and Indoor		 	
Artwork until:		Data:	
15th December <i>Express surcharge for late data delivery</i>		Picture JPEG or PNG Film MP4	
Display format (W x H):		Resolution:	
7.20 m x 4.40 m		1,920 x 1,080 Pixel	
Colour management:		Transparencies:	
RGB		No transparencies, background displayed in black	
Operating time:		Number of views (à 25 Sec.):	
8am – 7pm		The spot length for the LED wall in the centre of the entrance (outdoor and indoor) will be divided as follows: <ul style="list-style-type: none">• Exhibitor 1 – 25sec• Spielwarenmesse eG - 25sec• Exhibitor 2 – 25sec• Spielwarenmesse eG – 25sec	

Information:
<u>Please note:</u> sound and 3D output are not possible



Site map (possible positioning depending on availability):

Please see the specific hall plan of the event as well as the adjoining service areas and passageways

